

IE-1000-4P2S-LM

Datasheet

[Get a Quote](#)

Overview

The Cisco® Industrial Ethernet (IE) 1000 Series Switches are compact rugged switches aimed at operational technology (OT) users with limited IT network knowledge. The IE 1000 Series Switches provide an easy transformation from the legacy factory to digital solution. For machine builders and machine-to-machine (M2M) solutions, it is an attractive entry level product as a GUI-based, lightly-managed switch. The IE 1000 is a good fit for locations with harsh temperatures and small spaces and is Power over Ethernet (PoE) capable with zero IT management.

Quick Specs

Table 1 shows the Quick Specs.

Product Code	IE-1000-4P2S-LM
Forwarding Bandwidth	• Max:2.8Gbps
Switching Bandwidth	• Max:5.6Gbps
Hardware	• DRAM: 128 MB DDR2 without ECC • Onboard flash memory: 160 MB
Alarm	• Alarm I/O: output connector on top panel of 4P2S and 8P2S, 1.0A@24VDC or 0.5A@48VDC
Power consumption	Without PoE 8.6W, with PoE 72-140.4W
Connectors and cabling	• 100BASE-FX MMF (2 km)—TBD with engineer input • 10/100/1000BASE-T ports: RJ-45 connectors, 4-pair Category 5 UTP cabling
Dimensions (H x W x D)including DIN rail	5.0"H x 1.8" W x 5.3"D (127mm H x 45.7mmW x 134mm D)

Product Details

Cisco Industrial Ethernet 1000 Series provides these features:

- **Scalability:** Four models are available supporting 5, 6, 8 and 10 Ethernet ports, with Fast Ethernet (FE) and Gigabit Ethernet (GE), copper and fiber uplinks options
- **Easy integration:**Zero-touch IP discovery or Dynamic Host Configuration Protocol (DHCP)IP addressing and simple web GUI-based management
- **PnP (Plug and Play):** Automates the process of provisioning the new devices in to the network by applying configurations, installing required image without manual intervention.
- **Fast startup time:** Starts 30 seconds from cold boot
- **Manageability:** Web GUI interface, and diagnostics and analysis options through Simple Network Management Protocol (SNMP) and syslog
- **Security:**secure access; port-security; TACACS+ and RADIUS AAA Client: Security protocols to control access into networks;
- **IEEE 802.1x security:**Provides an authentication mechanism to devices wishing to attach to the network. Single host mode with MAC authentication bypass.
- **Minimize data load:**VLAN aware, Internet Group Management Protocol (IGMP) and DHCP snooping to filter unwanted data
- **Lightly-managed:**Spanning-tree protocol (STP), Link Layer Discovery Protocol (LLDP), Cisco Discovery Protocol aware
- **Sticky-MAC:**Enables the IE1K to retain MAC addresses it dynamically learns and avoid new devices to connect on the port
- **BootP server with per-port support:** When client sends a BootP request, the server responds with BootP response based on same DHCP pool configuration.
- **Gigabit uplink:**Two fiber-optic SFP based uplink for up to 50 miles (80 kilometers) links
- **Industrial PoE:** Up to eight PoE (IEEE 802.af) and PoE+ (802.3at) supported on selected models
- **Redundant voltage feeds, alarm relays support and DIN rail mount**
- **Industrial environmental compliance and certifications:** Ethernet/IP (CIP) Product

The Accessories

Table 2 shows Power Supplies and Mounting Kit Available for Cisco IE 1000 Series Switches.

Product Number	Wattage	Rated nominal input operating range	PoE/PoE+ support
PWR-IE50W-AC=	50W	AC 100-240V/1.25A 50-60Hz or DC 125-250V/1.25A	No
PWR-IE65W-PC-AC=	65W	AC 100-240V/1.4A 50-60Hz or DC 125-250V/1.0A	Yes
PWR-IE65W-PC-DC=	65W	DC 24-48VDC/4.5A	Yes
PWR-IE170W-PC-AC=	170W	AC 100-240V/2.3A 50-60Hz or DC 125-250V/2.1A	Yes
PWR-IE170W-PC-DC=	170W	DC 12-54VDC/2.3A	Yes
STK-RACK-DINRAIL=	19 in. DIN Rail mount kit	\	\

Compare to Similar Items

Table 3 shows the comparison.

Product Code	IE-1000-4T1T-LM	IE-1000-6T2T-LM	IE-1000-4P2S-LM	IE-1000-8P2S-LM
Total Ports	5	8	6	10
Fast Ethernet Copper Uplink	1	2	\	\
GE SFP Uplink	\	\	2	2
Fast Ethernet Copper Downlink	4	6	\	\
PoE/PoE+	\	\	4	8
Input Power Voltage	12-24V	12-24V	48-54V	48-54V
Power consumption	4.2W	5.3W	without PoE 8.6W, with PoE 72-140.4W	without PoE 10.6W, with PoE 134.4-205.2W
Dimensions (H x W x D)including DIN rail	5.0"H x 1.50"W x 4.5"D (127mm H x 38mm W x 115mm D)	5.0"H x 1.8"W x 4.5"D (127mm H x 45.7mm W x 115mm D)	5.0"H x 1.8"W x 5.3"D (127mm H x 45.7mmW x 134mm D)	5.0"H x 1.8"W x 5.3"D (127mm H x 45.7mmW x 134mm D)

Get more information

Do you have any question about the C9500-32QC-A?
Contact us now via [Live Chat](#) or sales@gntme.com

Specification

IE-1000-4P2S-LM Specification	
Forwarding Bandwidth	• Max:2.8Gbps
Switching Bandwidth	• Max:5.6Gbps
Hardware	• DRAM: 128 MB DDR2 without ECC • Onboard flash memory: 160 MB

Alarm	<ul style="list-style-type: none"> •Alarm I/O: output connector on top panel of 4P2S and 8P2S, 1.0A@24VDC or 0.5A@48VDC
Power consumption	Without PoE 8.6W, with PoE 72-140.4W
Connectors and cabling	<ul style="list-style-type: none"> • 100BASE-FX MMF (2 km)—TBD with engineer input • 10/100/1000BASE-T ports: RJ-45 connectors, 4-pair Category 5 UTP cabling
Dimensions (H x W x D)including DIN rail	5.0"H x 1.8" W x 5.3"D (127mm H x 45.7mmW x 134mm D)
Software features	LLDP, Cisco CDP aware, MSTP, STP Portfast, ICMP Vlans, static IP, Trust Ingress DSCP, COS, Priority Port, port - security, IGMP querier, DHCP server SNMP v2/v3, SNMP traps, syslog, IGMP snooping, DHCP snooping, BPDU guard, Etherchannel, Alarms, PoE capability, Smartport Macro, SPAN/Port Mirroring, Strom Control, EtherNet/IP (EDS)
Safety Certifications	<ul style="list-style-type: none"> • UL/CSA 60950-1 • EN 60950-1 • CB to IEC 60950-1 (with country deviations) • NOM to NOM-019-SCF1 (through partners and distributors) • UL/CSA/IEC/EN 61010-2-201 • CE Marking
Hazardous Locations	<ul style="list-style-type: none"> • ANSI/ISA 12.12.01 (Class1, Div2 A-D) • EN 60079-0, -15 ATEX certificate (Class 1, Zone2 A-D) • IEC 60079-0, 15 (report only) • UL 60079-0, 15 • CAN/CSA C22.2 No. 60079-0, -15 <p>* Cabinet enclosure required</p>
EMC Emissions and Immunity Compliance	<ul style="list-style-type: none"> • FCC 47 CFR Part 15 Class A • EN 55022/CISPR 22 Class A • EN 55016-1-1, -1-4, -2-3 Class AVCCI Class A • RoHS compliance • AS/NZS CISPR 22 Class A, AS/NZS CISPR 24 • CISPR11 Class A, CISPR22 Class A • ICES 003 Class A • KCC Marking (Korea) • CE Marking • RCM Marking (Australia/New Zealand) • EAC Marking (Eurasian Conformity) • Anatel (Brazil) • China NAL • IEC/EN/EN61000-4-2 (Electro Static Discharge), 8kV air/6kV contact • IEC/EN 61000-4-3 (Radiated Immunity, 10 V/m 80-2000MHz, 3V/m 2000-2700MHz) • IEC/EN 61000-4-4 (Fast Transients - 2kV DC power, 2kV data line, 4kv earth) • IEC/EN 61000-4-5 (Surge 2 kV/1 kV DC power, 2 kV shielded and unshielded data line) • IEC/EN 61000-4-6 (Conducted Immunity, 10 V/emf 0.15-80MHz) • IEC/EN 61000-4-8 (Power Frequency Magnetic Field Immunity 30A/m 60 sec, 300A/m 3 sec) • IEC/EN 61000-4-9 (Pulse Magnetic Field Immunity 300A/m) • IEC/EN 61000-4-29 (Voltage Dips Immunity)
Shock and Vibration	<ul style="list-style-type: none"> • IEC 60068-2-27 (Operational Shock: 30G 11ms, half sine) • IEC 60068-2-27 (Non-Operational Shock 65-80G, trapezoidal) • IEC 60068-2-6, IEC 60068-2-64 (Operational Vibration) • EC 60068-2-6, IEC 60068-2-64, IEC 60068-2-47 (Non-operational Vibration)
Industry Standard	<ul style="list-style-type: none"> • IEC/EN 61000-6-1 (Immunity for Light Industrial Environments) • IEC/EN 61000-6-2 (Immunity for Industrial Environments) • IEC/EN 61000-6-4 (Emissions for Industrial Environments) • EN 61131-2 (PLC Zone A & B, EMC/EMI, environmental, mechanical) • EN61326-1 (Industrial Controls) • Marine –TAC (Temp-A, Humid-B, Vib-A, EMC-A, Enc-A) • EN 50581 (RoHS) • China RoHS • EU WEEE • NEMA TS-2 (EMC, environmental, mechanical) • IP30

Humidity	<ul style="list-style-type: none">• IEC 60068 -2-3• IEC 60068-2-30 (Test Db)• Relative humidity: 5% to 95% non-condensing
Operating Temperature	<ul style="list-style-type: none">• -40 °C to +70°C (vented enclosure operating)• -40 °C to +60 °C (sealed enclosure operating)• -34 °C to +75 °C (fan or blower-equipped enclosure operating)• Operational altitude: Up to 13.8k ft• IEC 60068-2-1• IEC 60068-2-2• IEC 60068-2-56• -40 C to +85 C (storage temperature)• IEC 60068-2-14 (Test Nb)• Storage altitude: Up to 15,000 ft
Mean Time Between Failure (MTBF)	<ul style="list-style-type: none">• Meantime between failure: 374,052 hours (42.7 years)
Warranty	<ul style="list-style-type: none">• Five-year limited warranty on all IE-1000 hardware PIDs and all IE power supplies defined in Table 2 previously. See the following link for details on warranty


Want to Buy

[Order Now](#)

[Get a Quote](#)


Why Gntme.com

As a leading network hardware supplier, **gntme.com** focuses on original new ICT equipment of **Cisco**, **Huawei**, **HPE**, **Dell**, **Hikvision**, **Juniper**, **Fortinet**, etc.




200+

Countries we Sold




18,000+

Customers Trusted




\$20,000,000

Inventory Available



50%-98%

Off Global List Price



100%

Safe Online Shopping

Contact Us

- Tel: +971 503823786 / +971 42409998
- Email: sales@gntme.com