

AIR-AP1810W-K-K9

Datasheet

[Get a Quote](#)



Overview

AIR-AP1810W-K-K9, providing K Regulatory Domain, is one of the Cisco Aironet 1810W (Wall Plate) Series Access Points. Cisco Aironet 1810W Series Access Points offer a compact, wall plate-mountable access point, ideal for hospitality, cruise ships, residential halls or other multi-dwelling-unit deployments. The Aironet 1810W Series combines Gigabit Ethernet wired and 802.11ac Wave 2 wireless connectivity into a sleek device, built to take advantage of existing cabling infrastructure. This combination reduces total cost of ownership with no compromise to the end user.

Quick Specs

Table 1 shows the quick specs of AIR-AP1810W-K-K9.


Product Code	AIR-AP1810W-K-K9
Interfaces	<ul style="list-style-type: none">- 1 × 10/100/1000BASE-T PoE uplink port- 1 × Management console port (RJ-45)- 3 × 10/100/1000BASE-T ports (local Ethernet ports), including 1 PoE out port- 1 × passive pass-through port RJ-45 (back to bottom)- 1 × DC power connector
Features	<ul style="list-style-type: none">2x2 single-user/multiuser MIMO with two spatial streamsMaximal ratio combining (MRC)20-, 40- and 80-MHz channelsPHY data rates up to 866.7 Mbps (80 MHz on 5 GHz) Packet aggregation: A-MPDU (Tx/Rx), A-MSDU (Rx)802.11 Dynamic Frequency Selection (DFS)Cyclic shift diversity (CSD) support
Regulatory Domain	<ul style="list-style-type: none">K (K regulatory domain):- 2.412 to 2.472 GHz; 13 channels- 5.180 to 5.320 GHz; 8 channels- 5.500 to 5.620 GHz; 7 channels- 5.745 to 5.805 GHz; 4 channels
System	<ul style="list-style-type: none">- 512 MB DRAM- 256 MB flash- 1.4 GHz system dual-core CPU
Dimensions (W x L x H)	165 x 114 x 41 mm (Access point without mounting bracket))
Weight	560g (Access point without mounting bracket or any other accessories)

Product Details

Figure 1 shows the 360° appearance of the AIR-AP1810W.



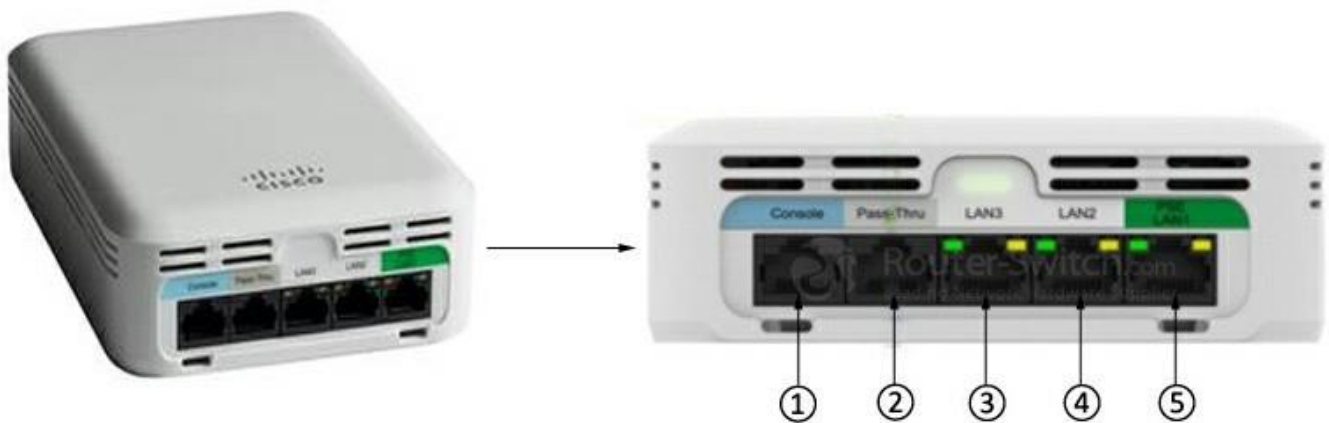
Figure 2 shows the face and left side of AP.



Note:

(1)	The Face of AP	(3)	48V DC power port
(2)	The Left side of AP	(4)	Kensington lock slot

Figure 3 shows the base of the AP with the ports and connectors.



Note:

(1)	Console port	(4)	LAN port 2
(2)	Passive Pass-Through port	(5)	PSE / LAN port 1
(3)	LAN port 3		


·PSE / LAN port 1 provides 802.3af/at Power Sourcing Equipment (PSE) PoE-Out power on the LAN 1 Ethernet interface. With 802.3at input the PoE-Out is 6.95W (Class 2).With DC input the PoE-Out is 12.95W (Class 0).

Table 2. Cisco Aironet 1810W series access points can be mounted directly on the wall, to numerous global wall junction standards, or on a desk.

Type of Mounting	Mounting Bracket or Kit to be Used
Wall-mount installation on a single gang junction box or multiple international standards.	AIR-AP-BRACKET-W2 This bracket is shipped with the access point as standard. A spare can also be ordered from Cisco.
Wall-mount installation directly on wall, where standard junction boxes are not available.	AIR-AP1810W-KIT= spacer kit This is kit includes an RJ-45 jumper cable and is separately available from Cisco.
Table-mount installation. See Figure 4.	AIR-OEAP1810-CRD= cradle kit This is kit includes a back cover, RJ-45 jumper cable and is separately available from Cisco.

☆ AIR-AP1810W includes a Wall Mounting bracket (AIR-AP-BRACKET-W2) and has a number of Accessory options which are sold separately and can be ordered as spares.

Figure 4. Table-mount installation.



Note:

(1)	The AP
(2)	AIR-OEAP1810-CRD= cradle kit
(3)	Mounting the AP in the Cradle

·Cisco Aironet AP1810W series access points can be mounted on a table or horizontal surface, using the AIR-OEAP1810-CRD= cradle kit. This kit is shipped with the access point as standard and includes a back cover and an RJ-45 jumper cable. It is also separately available from Cisco as a spare.

Compare to Similar Items

Table 3 shows the comparison between two AP.

Models	AIR-OEAP1810-K-K9	AIR-AP1810W-K-K9
Special Feature	OfficeExtend	N/A

Interfaces	<ul style="list-style-type: none"> - 1 × 10/100/1000BASE-T PoE uplink port - 1 × Management console port (RJ-45) - 3 × 10/100/1000BASE-T ports (local Ethernet ports), including 1 PoE out port - 1 × DC power connector 	<ul style="list-style-type: none"> - 1 × 10/100/1000BASE-T PoE uplink port - 1 × Management console port (RJ-45) - 3 × 10/100/1000BASE-T ports (local Ethernet ports), including 1 PoE out port - 1 × passive pass-through port RJ-45 (back to bottom) - 1 × DC power connector
Regulatory Domain	<p>K (K regulatory domain):</p> <ul style="list-style-type: none"> - 2.412 to 2.472 GHz; 13 channels - 5.180 to 5.320 GHz; 8 channels - 5.500 to 5.620 GHz; 7 channels - 5.745 to 5.805 GHz; 4 channels 	<p>K (K regulatory domain):</p> <ul style="list-style-type: none"> - 2.412 to 2.472 GHz; 13 channels - 5.180 to 5.320 GHz; 8 channels - 5.500 to 5.620 GHz; 7 channels - 5.745 to 5.805 GHz; 4 channels

Get more information

Do you have any question about the AIR-AP1810W-K-K9?

Contact us now via [Live Chat](#) or sales@gntme.com

Specification

AIR-AP1810W-K-K9 Specification	
Authentication and security	Advanced Encryption Standard (AES) for Wi-Fi Protected Access 2 (WPA2) 802.1X, RADIUS authentication, authorization and accounting (AAA) 802.11i
Software	Cisco Unified Wireless Network Software with AireOS Wireless Controllers Release 8.2.111.0 or later
Maximum clients	Maximum number of associated wireless clients: 200 per Wi-Fi radio, in total 400 clients per access point
802.11ac	<p>2x2 single-user/multiuser MIMO with two spatial streams</p> <p>Maximal ratio combining (MRC)</p> <p>20-, 40- and 80-MHz channels</p> <p>PHY data rates up to 866.7 Mbps (80 MHz on 5 GHz) Packet aggregation: A-MPDU (Tx/Rx), A-MSDU (Rx)</p> <p>802.11 Dynamic Frequency Selection (DFS)</p> <p>Cyclic shift diversity (CSD) support</p>
Ethernet ports	<p>Authentication with 802.1X or MAC filtered</p> <p>Dynamic VLAN or per port</p> <p>Traffic locally switched or tunneled back to wireless LAN controller</p>
Bluetooth (future availability)	<p>Integrated Bluetooth 4.1 (including BLE) radio</p> <p>Maximum transmit power: 5 dBm</p> <p>Antenna gain: 2 dBi</p>
Integrated antennas	<p>2.4 GHz, gain 2 dBi</p> <p>5 GHz, gain 4 dBi</p>
Interfaces	<p>One 10/100/1000BASE-T PoE uplink port</p> <p>Management console port (RJ-45)</p> <p>Three 10/100/1000BASE-T ports (local Ethernet ports), including one PoE out port:</p> <ul style="list-style-type: none"> ◦ PoE out provides 802.3af when access point is powered by Cisco local power supply (AIR-PWR-C=, AIR-PWR-D=), or ~6.5W when powered by 802.3at, or no output when powered by 802.3af <p>One passive pass-through port RJ-45 (back to bottom)</p> <p>DC power connector</p>

Indicators	Status LED indicates boot loader status, association status, operating status, boot loader warnings, boot loader errors Per-port status for local Ethernet ports For privacy, LEDs are automatically turned off when the access point joins a controller. LEDs may be enabled to be administratively - see configuration guide.
Dimensions (W x L x H)	Access point (without mounting bracket): 6.5 x 4.5 x 1.6 in. (165 x 114 x 41 mm)
Weight	Access point without mounting bracket or any other accessories: 1.2 lb (560 g)
Environmental	Nonoperating (storage) temperature: -22° to 158°F (-30° to 70°C) Nonoperating (storage) maximum altitude: 25°C, 15,000 ft (4,500m) Operating temperature: 32° to 104°F (0° to 40°C) Operating humidity: 10% to 90% percent (noncondensing) Operating maximum altitude: 40°C, 9843 ft (3,000m)
System	512 MB DRAM 256 MB flash 1.4 GHz system dual-core CPU
Input power requirements	44 to 57V DC Optional power supply and power injector: 100 to 240V AC; 49 to 60 Hz
Powering options	802.3af/at Ethernet switch Optional Cisco power injectors (AIR-PWRINJ5=, AIR-PWRINJ6=) Optional Cisco local power supply (AIR-PWR-C= or AIR-PWR-D=)
Power draw	Maximum values: 12.95W (15.4W with 100m of cable) with no PoE out, 20.7W (22W with 100m of cable) with 6.49W PoE out and 27.65W with 12.95W PoE out (when powered using AIR-PWR-C or AIR-PWR-D) Note: When deployed using PoE, the power draw numbers listed above include the power loss in 100m of cabling on the uplink port and 100m of cabling on the PoE out port.
Physical security	Torx security screw, included with the access point Kensington security slot
Mounting	Included with the access point: mounting bracket AIR-AP-BRACKET-W2, compatible to install to single gang junction box or multiple international standards Optional: •AIR-AP1810W-KIT=, spacer kit to mount the access point directly on a wall where standard junction boxes are not available ◦ AIR-OEAP1810-CRD=, cradle kit to mount the access point on a desk
Accessories	Mounting bracket: AIR-AP-BRACKET-W2= (available as spare) Spacer kit: AIR-AP1810W-KIT= (sold separately), includes spacer and RJ-45 jumper cable Cradle kit: AIR-OEAP1810-CRD= (sold separately), includes back cover and RJ-45 jumper cable Physical security kit: AIR-SEC-50= (sold separately), with 50 pcs. security screws used to secure the access point onto wall-mounting bracket, 50 pcs. RJ-45 caps and 2 pcs. unlock keys used to block physical access to Ethernet ports Cisco local power supply: AIR-PWR-D= (sold separately)
Warranty	Limited Lifetime Hardware Warranty

Want to Buy

[Order Now](#)
[Get a Quote](#)

Why gntme.com

As a leading network hardware supplier, Router-switch.com focuses on original new ICT equipment of [Cisco](#), [Huawei](#), [HPE](#), [Dell](#), [Hikvision](#), [Juniper](#), [Fortinet](#), etc.



200+

Countries we Sold



18,000+

Customers Trusted



\$20,000,000

Inventory Available



50%-98%

Off Global List Price



100%

Safe Online Shopping

Contact Us

- Contact:- [+971 4 2409 998](tel:+97142409998)
WhatsApp:- [+971503841786](tel:+971503841786)
Skype:- [imrank211](https://www.skype.com/user/imrank211)
- Email: sales@gntme.com