

## Gear Net Technologies

# Find the Right Access Point for Your Organization






Wireless usage like this is only going to accelerate as Internet of Things (IoT) traffic from billions

of devices and new mobile apps hits the airwaves. By the end of 2019 the majority of fixed IP traffic will be Wi-Fi (53 percent), exceeding wired traffic by 21 percent.

How can you keep pace with this surge in Wi-Fi traffic? Cisco 802.11ac Wave 2 access points support the very latest Wi-Fi standard technology.

Transmitting data at speeds beyond 1 Gbps, they provide the performance and functionality you need to support mobility for your customers and employees into the future.



Go beyond 802.11ac. Get the Latest Cisco Aironet Access Points

1. Cisco Aironet Access Points-positioning map		
←	2.6 Gbps	<p>4 × 4:3 MU-MIMO Or SU-MIMO</p>  <p><a href="#">Aironet 3800 Series</a></p>  <p><a href="#">Aironet 2800 Series</a></p>
	1.7 Gbps	<p>3 × 3:3 MU-MIMO Or 4 × 4:4 SU-MIMO</p>  <p><a href="#">Aironet 1850 Series</a></p>
	867 Mbps	<p>3 × 3:2 MU-MIMO Or SU-MIMO</p>  <p><a href="#">Aironet 1830 Series</a></p>
		<p>2 × 2:2 MU-MIMO Or SU-MIMO</p>  <p><a href="#">Aironet 1815 Series</a></p>
→ High		

Wireless Client Density

**Best in class 802.11ac Wave 2 access point**

Table 2. Introduction of Cisco Aironet 3800 & 2800 Access Points

<u>Cisco Aironet 3800 Series</u>	<u>Cisco Aironet 2800 Series</u>
	
<p>Industry leading 4x4 MIMO: 3 Spatial Streams (SS) Wave 2 802.11ac access points</p>	<p>Dual radio, 802.11ac Wave 2, 160 MHz</p>
<p>Combined data rate of 5.2Gbps</p>	<p><b>2 x 5 GHz: 4x4: 3SS supporting</b> - SU-MIMO/MU-MIMO -Flexible radio assignment: 2.4GHz, Dual-5GHz, wireless security monitoring, wireless service assurance*, or enhanced location*</p>
<p>HDX technology</p>	<p>Enhanced location using external antennas*</p>
<p>USB 2.0</p>	<p>Internal and external antenna models</p>
<p><b>Smart antenna connector-2 nd antenna connector</b></p>	
<p>Gigabit Ethernet and multi-Gigabit Ethernet (1G, 2.5G, 5G) Modularity: Side mount modular</p>	<p>2 x Gigabit Ethernet with LAG</p>
<p>* Post-FCS</p>	

**Cisco Aironet indoor access point portfolio  
Positioned to capture the 802.11ac Wave 2  
transition**

<b>Table 3. Features of Cisco Aironet Access Points</b>	
<b>1615 Series</b> Small-mid deployments   Mobility express enabled	2x2:2SS   80MHz   867Mbps
<b>1830 Series</b> Enterprise-class   Small-mid deployments   Mobility express enabled	3x3:2SS   80MHz   867Mbps
<b>1850 Series</b> Enterprise-class   Small-mid deployments   Mobility express enabled	4x4:3SS   80MHz   1.7Gbps
<b>2800 Series</b> Mission critical   Mid-enterprise deployments   High density environments	4x4:3SS   160MHz   2.4Gbps
<b>3800 Series</b> Best in class   Mid-enterprise deployments   High density environments	4x4:3SS   160MHz   2.4Gbps

## Cisco Wireless Controller deployment mode compatibility comparison

Platform	Deployment modes			
Feature	Mobility express	Flex connect	Centralized	OfficeExtend
Cisco Aironet 1815/1830/1850 Series Access Points	•	—	—	• (1815t)
Cisco Aironet 2800/3800 Series Access Points	•	—	—	—
Cisco Aironet 1560 Series Outdoor Access Points	•*1	—	—	—
Cisco 2500 Series Wireless Controller	—	•	•	•
Cisco Virtual Wireless Controller	—	•	—	
Cisco 5500 Series Wireless Controller	—	•	•	•
Cisco 8500 Series Wireless Controller	—	•	•	•

\*1 Cisco Aironet 1560 Series are to be supported in future software release.

## Cisco Aironet access points transition guide

802.11n	802.11ac Wave 1	802.11ac Wave 2
<a href="#"><u>Cisco Aironet 600 Series OfficeExtend</u></a>	—	<a href="#"><u>Cisco Aironet 1815T OfficeExtend</u></a>
Cisco Aironet 700 Series	—	<a href="#"><u>Cisco Aironet 1815I Series</u></a>
Cisco Aironet 700W Series	—	<a href="#"><u>Cisco Aironet 1815W Series</u></a>
<a href="#"><u>Cisco Aironet 1040 Series</u></a>	<a href="#"><u>Cisco Aironet 1700 Series</u></a>	<a href="#"><u>Cisco Aironet 1815I/M Series</u></a>
<a href="#"><u>Cisco Aironet 1600 Series</u></a>		<a href="#"><u>Cisco Aironet 1830 Series</u></a>
<a href="#"><u>Cisco Aironet 1140 Series</u></a>	<a href="#"><u>Cisco Aironet 2700 Series</u></a>	<a href="#"><u>Cisco Aironet 1850 Series</u></a>
<a href="#"><u>Cisco Aironet 1250 Series</u></a>		<a href="#"><u>Cisco Aironet 2800 Series</u></a>
<a href="#"><u>Cisco Aironet 1260 Series</u></a>		
<a href="#"><u>Cisco Aironet 2600 Series</u></a>		
<a href="#"><u>Cisco Aironet 3500 Series</u></a>	<a href="#"><u>Cisco Aironet 3700 Series</u></a>	<a href="#"><u>Cisco Aironet 3800 Series</u></a>
<a href="#"><u>Cisco Aironet 3600 Series</u></a>		
All the Cisco 802.11n & 802.11ac Wave 1 APs are transitioned to 802.11ac Wave 2 Access Points		

## Cisco Aironet outdoor access points portfolio

Table 5. Industry's best 802.11ac outdoor access

Series	Features
<a href="#">Aironet 1542</a>	Enterprise, ruggedized, ultra low-profile housing   802.11ac Wave 2   2x2:2   Internal semi-omni antenna/internal directional antenna
<a href="#">Aironet 1562</a>	High-end enterprise   802.11ac Wave 2   Support HDX Cisco CleanAir
<a href="#">Aironet 1572</a>	High-end enterprise   MSO, industrial, manufacturing   Modular: Future proof 802.11ac Wave 1   4x4:3   NG-Cable: 24x8   In/external antennas

### More Related:

[Small Campus Suggested Deployment Platforms](#)

[Medium Campus Suggested Deployment Platforms](#)

[High-density Large Campus Suggested Deployment Platforms](#)

[How to Help Wireless Customers Select the Right Wireless Solutions?](#)

[How to Order Cisco ONE for Access Wireless Products?](#)

[The Smartest Access Point? The New Aironet 4800 Series](#)